



CSLC 2019: 40 in 40

Featuring: Brent Dickson, Sarah Daintrey, Jeff Gerber, Joanne Jensen and Dia-Lynn Keough



1. Jeff: CHALLENGES

2 main challenges:

1) burnout

2) those who don't value all that happens outside the classroom

- so need staff and admin allies and champions
- biggest ship in leadership is **relationship**
- leverage people's strengths and interests
- people will value what they create



2. Joanne: Tradition vs. Innovation



- Good balance needed
- If you don't have any traditions then start some! Traditions create sense of community and belonging.
- Don't keep doing a tradition just for the sake of tradition – must have a reason and a meaning
- Creativity and Innovation keep school fun. If you can put a new twist into a traditional event it will help sustain the tradition.

ie. Rivalry basketball game losing interest. Added “Sink it to Win It”, band at half time, 50/50 draw, etc. to draw students and community back to the event.

3. Sarah: Being a student councillor advisor

- Student voice must be at the centre of your practice. It's not your council, it's a student's one.
- Challenge your students' council to think about how to make their school a place that no one wants to leave.
- What does done look like? Oh Brene.....
- Don't be afraid to say no. Sometimes I have to be the bad cop. If someone doesn't pull through with their part of the bargain sometimes we have to shut events down. It doesn't make you a bad person. It just makes you one of your word.

No!

4. Brent: Best School Activity

- PETTING ZOO



5. Dia-Lynn: The Staff

- You need to butter up the staff!
- Staff love treats
- Staff appreciation days
- Often better to have students ask staff for support and help....it's much harder for them to say no to the kids.
- Don't forget about the custodians... you need them on your side so ensure that you and your kids make connections with them (treats, thank you's etc.)



6. Jeff: Fundraisers



- host your own leadership conference! (Ontario Elementary Leadership Summit)
- practical, hands on real life project
- we started with about 200 of our local school grade $\frac{7}{8}$ half day for a couple years
- Tyler Durman one year had 400 $\frac{1}{2}$ day still
- then Ian Tyson all day and beyond our local catchment area had 700
- next year Nick 1000
- this year Sarah Wells-- reg currently at 900
- \$17 a student less pizza, swag, signage, speakers

7. Joanne: Best Student Council Item

- find an item that helps with advertising
- 5 foot Hallowe'en "scary" guy was purchased on sale after Halloween
- He is placed around the school the day before spirit day and dressed in whatever the spirit day is
- Serves as a reminder and best advertising



8. Sarah: Community Involvement

Service to the community has to come in stages.

- Serve your students, make them feel like the school is a family.
- Serve your neighbourhood. Can you invite people in and show them that a high school is a positive place.
- Serve in your city
- Serve the world



- Travelling with students to do work can be a positive experience. But please do your research!
- Do your research on every charity you raise funds for. Make sure the money that your students are grinding for is going where they intend it to.

Put it all together

- A lot of schools will have different clubs that do community service in different ways. (Hope for Homeless, Paws for a Cause, WE Clubs)
- We combined all service clubs into one at our school. If you want to get involved in service of any kind, people come to our club.
- It's one less meeting for students to attend every week and it helps them pull all together to help each other's causes instead of working against each other.

9. Brent: Tradition vs. Innovation

- Evaluate traditions – some worth keeping – others should be left behind

For example:

- Higher commitment and risk vs more passive
- Milk chug vs comfy coloring
- Obstacle course vs Kahoot
- Twins from Mars dress up vs Plaid day

The Kahoot! logo is a purple rectangle with a white triangle pointing to the right. The word "Kahoot!" is written in white, bold, sans-serif font inside the rectangle.

Kahoot!

10. Dia-Lynn: Best School Activity

- Re-invented an old one called “The Hunt”.
- Week long homeroom scavenger hunt on
- Something for everyone – points for charity (raising the most money) small ticket and big ticket items - Photo scavenger Days (kids love to take selfies!) – Dress up...etc
- Some years we do the Hunger Games which has been awesome



11. Jeff: Leadership Retreats/Workshops



- big believer in camps
- get your group to a camp (we have YLCC 2 hours away)
- value of different voices, different setting
- learn more and staff can bond, connect too
- belonging comes from relationships, relationships from common experiences

12. Joanne: Charity

- Good balance of local, national and global charities.
- “Be the change you want to see in the world” – choose charities that matter to youth.
- Provide opportunities for charity that do not always involve fundraising for money.
- Teaching students to donate their TIME and TALENTS - Writing letters to Troops, Food Drives, Hallowe’en for Hunger, etc.



13. Sarah: Pep Rally

- Pick a theme and run with it!
- Ask your wood shop and tech teacher to help
- Watch Jimmy Fallon and Ellen's Game of Games. It's a plentiful resource for helping plan these things and creative!



14. Brent: Charity

- Rockathon Fundraiser
- Combining a social event with a cause that is meaningful to youth = SUCCESS!



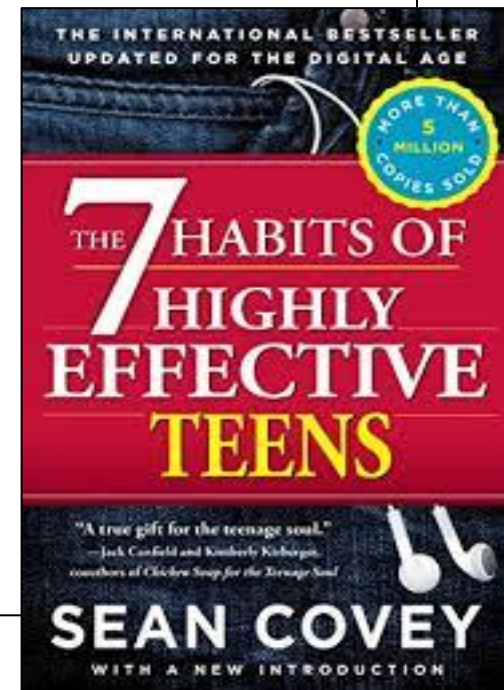
15. Dia-Lynn: Marketing

- Use your techy people out there. They are passionate about what they do.
- Keep our large TV's and Smartboards in the hallways always running with pics of students, announcements, highlights etc.
- Stay up-to-date with student social media, twitter, snapchat, vimeo, tik toks, vlogs etc
- Sandwichboards
- A few students dress up the day before to promote dress up days
- Direct Invites to groups



16. Jeff: Leadership Resources

- classic 7 Habits of Highly Effective Teens
- CSLA Team Drive (Maddie Campbell)
- CharacterStrong leadership gym and leadership curriculum (web-based)
- first curriculum I have ever bought
- has a full school component too



17. Joanne: Creating Connections

- Creating connections with all the stakeholders in the school should start on the first day of school



- find ways to connect with each group as a Welcome Back
- Secretaries, Cafeteria Workers, Caretakers, EAs, Counselors, Teachers
- Cultural Days, Performance at assemblies, etc. to highlight different cultures

18. Sarah: Evaluations

- Take the time to dig into a rubric (rubric found at the back of your package)

Final Assessment Rubric

1. Volunteer Hours

Volunteer Hours (35%)	0-10	10-20	20-35
	Where were you?	You tried to get involved in a few things, but fell short!	You got it! You were actively involved and gave a lot of your time to CHS! You gave your all and made sure you put your name forward for all activities.

Tell us about how you volunteered this year?

Volunteer Hours Score /35

2. In Clubs!

In da Club (10%)	4	6	8	10
	You "joined" a club, but are basically a zombie warming the seat.	You attend one club meetings every week and have helped out a bit.	You are part of one or two clubs and participate in most activities.	You're awesome! You are part of 2 clubs and split your time between the two. Or you are actively involved in one club and have an executive role.

Tell us what clubs you were part of this year! Being part of a club means you attend every week.

Project Equal	Student's Council	Grad Council	Environmental	Other- Please specify!

In clubs /10

3. In class activities

In Class Activities (10%)	4	6	8	10
	Sometimes it appears that you are just going through the motions.	A little slow to get started and sometime you take a while to wake up and participate. Minimal effort.	You are excited about leadership and all of the activities. You are clearly engaged in all activities.	You actively seek out new group members, openly communicate and put your best effort forward with a smile. Can you say SUPERSTAR!

In class Activities /10

1. Major Role in planning committee

Major Role in Planning Committee (5%)	1	3	4	5
	Hmmmmm. Have you chosen what you are going to be involved with yet?	You have chosen your event and participated. You did not seek out a leadership role and went through the motions.	You were an executive member planning a major school event. You did everything you needed to do and are done.	Well look at you! You got involved in multiple events, took charge, lead the way, were an example, worked well with others, made necessary adjustments and came out on top!

What were you involved in planning this year? Give us some details!

Major Role in a Planning Committee /5

2. Attendance, Punctuality, Effort and Work Habit

Attendance, Punctuality, Effort & Work Habits	0-5	5-10	10-14	15
	Your attendance was spotty at best and it is rare for you to be on time. Your effort and work habits needed improvement.	You have had a few "oops, I slept in moments" and a few meetings where we are asking where you are. You are a solid 'S'. Satisfactory.	You have occasionally had excuse absence from class meetings and have been late once or twice. Your effort and work habits are a G, but we know you could have given a little more.	You are on time and attend every class and meeting. Full steam ahead. You are 'E' for excellent, exciting, energetic and euphoric!

Attendance, Punctuality, Effort & Work Habit /15

3. Assignments: LEAVE THIS BLANK! TEACHERS WILL FILL IN.

Assignments (25%)	0-10	10-15	15-20	20-25
	0-60%	60%-72%	73-85%	86%-100%

Assignments /25

19. Brent: Marketing

- Instagram
- Use students for posting and expertise
- @chscoyote
- @canadianstudentleaders (look at who this account follows for ideas and examples)
- Tell 5 – best form of marketing



20. Dia-Lynn: Best Student Council Item

- I used to say the block rocker but now I like just our blue tooth speaker. The new UE Booms are great cause they are loud you can link more than one. Everyone loves music!!
- Pumps up any activity
- Doesn't need to just be in the cafeteria now.....



21. Jeff: School Climate



BUILDING
a POSITIVE SCHOOL
CLIMATE

- “school culture goes deeper than a mission statement, culture is how group members behave, repeatedly and habitually” James Hunter
- School climate is the product of these behaviours, the school’s effects on its people, it is something you can feel
- culture = behaviour and climate = feeling
- Can’t control sometimes—culture climate can rise and fall unexpectedly, win a championship, sudden loss or tragedy
- but a school culture based on character and positive habits and behaviour is a deeper aspect of school spirit

22. Joanne: Effective Meetings

- meetings need to serve several purposes – share information, team building opportunity, work time
- Public Interview to start the meeting.
- Leadership Role Model
- Accountability check ins



23. Sarah: Elections



- We don't do them anymore. We run all our clubs through executive councils. They are open to anyone who wants to help run the club. Roles are assigned and shared.
- We don't assign people to specific roles, but students often rise to the occasion to take a leadership role within a leadership role of the executive.
- Students then are not concerned with who is VP and who is President. They care about the work that needs to be done.

24. Brent: Team Building

- A Daily Effort with your class, club, or council
- Play together – start meetings / class with silliness
- Eg. Gotcha, Bonk, Magic Fingers

Interview questions – with a partner have them ask each other a question and then have a few people report to the class on what their partner said

- **Get A Tickle Trunk!**
- **(I miss Mr. Dressup)**



25. Dia-Lynn: Being a Student Council Advisor

- It can be VERY rewarding
- Have students seek out other teachers to help as you can burn out quick
- Planning is the key to staying sane. Ensure that the students learn how to successfully plan for any activity or event. Don't just ASSUME they know.
- Find creative ways to work around people.
- It's all about the kids



26. Jeff: Transitions to High School

- one chance to make a first impression
- get student leaders involved ASAP
- grade 8 night, grade 8 daytime visit, before school
- first day of school several times, ongoing
- also a great chance to build **relationships**, shows students student leaders on their side, they will want to be part of it one day




27. Joanne: School Climate

- Be Kind - Just Because
- Positive bulletin boards with quotes to make impactful reminders ie. “It is hard to hate someone who’s story you know”
- Mental Health Week – each day has a different theme:
 1. Be Aware – Announcements and resources
 2. Be Happy – cookies with happy faces handed out
 3. Be Kind – Post it Notes – with take what you need info
 4. Be Healthy – mini size smoothies handed out before school
 5. Be Active – Yoga and organized activities at lunch



28. Sarah: Leadership Beyond Activity Planning

- Organizing and executing events is important for leadership classes but it cannot be the end all be all.
- Lesson planning, unit planning, and running students through thoughtful activities helps to build skills they can use in event planning and later in life.
- My class is x block (Before school). They meet Thursday and Friday for event planning when we are in the busy season. They meet every Wednesday for formal lessons. We are currently in our identity unit.
- Nice way to formalize the class. Also plays into the formality of it actually being a skill building class and not just events planning 101.



29. Brent: Time Management

- Centennial Green Sheets (Project Planning Sheets)

If you would like a digital copy email
brdickson@cbe.ab.ca and put Green Sheets
Please in the subject



30. Dia-Lynn: Challenges

- Lack of Support by Staff and Administration.
- Trying to connect with ALL students
- Fundraising
- Students busy lives
- Building school spirit in a time when people are so busy



31. Jeff: Staff Appreciation

- items on the first day, exams, holidays, all good
- FAM JAM staff appreciation fun night
- evening hosted at the school by SAC for all staff and their families
- free pizza supper, name tags, loot bags for kids, treats, main session with reptiles, birds of flight
- various activity rooms connecting students and staff and families



32. Joanne: Fundraisers

- fundraisers that create a sense of community, healthy competition and creative prizes/incentives are more successful
- Lunch Auction – teachers and students both involved
- room competitions with food prizes
- creative prizes like “recliner”
for a day, Principal wearing tutu





33. Sarah: Legacy

- Students who participate in our leadership program get to leave their mark on the school.
- Leadership 10 in our school started painting different parts of the school, and improving the garden. They have also painted all the benches in our school.
- Senior leadership gets to leave a ceiling tile in my classroom. They pick a theme and every person gets to include their thumbprint.
- While we encourage our students to leave a physical legacy we also encourage another kind. I always ask my class, what do you want to be known for?
- We are a school that is known for how well we treat our community and the world. We put service both into our classroom practice and in our clubs. Our interest lies with making other people's lives better.
- I want to create a student who I am not afraid to live next door to.

34. Brent: Technology

- Be open to new ideas / devices / platforms
- Use your students as experts to teach you
- But they don't have the wisdom and judgment you have so be wise
- Just because it is new and shiny doesn't make it better
- sometimes pen and paper is a good thing



35. Dia-Lynn: Effective Meetings

- Teach the executive how to do this first
- Don't assume that they know
- Ensure they are well planned
- Don't meet for sake of meeting
- Ensure all kids feel involved



36. Jeff: Final Advice

- History and research is on the side of the leadership teacher and the student council advisor!
- Education moving from transactional to transformational
- All built around relationships, social/emotional learning, character development
- This is what we all know matters and what we are skilled at doing



37. Joanne: Final Advice

- Don't tackle leadership on your own. Find a leadership team. Advisors who have a variety of strengths.
- It may be easier to do the work yourself but you are trying to develop leaders so you have to let them fail in order to learn. The students need to take ownership for their projects.
- Find people at CSLC who you can connect with throughout the year. When you need to recharge – reach out to those people for a boost and motivation.
- Use the CSLA resources! Host a Horizons!



38. Sarah: Final Advice

- You are not in charge of events; you are in charge of guiding your students to help plan them.
- Don't be afraid to let your students fail. They often learn the best lessons from their failures. This can be extremely difficult especially when you are invested.
- Put your energy in what gives you joy. Don't get wrapped up in things that don't!
- Surround yourself with people who are like-minded. My team is what helps me be successful and what keeps me sane. They are often my biggest encouragement and the voice of reason! Don't think you have this? Recruit!



39. Brent: Final Advice

- It's okay to let kids fail
- Not every teacher will like their apple pie, and that's okay
- Taking a kid from here to here is just as good as here to here
- 20-60-20



Each Failure
is One Step
Closer
to Success!

40. Dia-Lynn: Final Advice

THINK
OUTSIDE
THE
BOX

- Think outside the box and take risks. Sometimes they work, sometimes they don't but students learn a lot when things don't work as well.
- Let the students be the leaders. All too often advisors do more work that the students could be doing because they feel that it is easier for them to just do it.
- **NETWORK! NETWORK! NETWORK!**

CONTACT INFO:

- Sarah Daintrey: daintrey_s@surreyschools.ca
- Brent Dickson: brdickson@cbe.ab.ca
- Jeff Gerber: jeff_gerber@wrdsb.ca
- Joanne Jensen: Joanne_Jensen@secpsd.ca
- Dia-Lynn Keough: dlkeough@edu.pe.ca